



Covid-19 Pandemic : Situation Report as of 26 March 2020 in Africa continent

- ✓ **3,147** confirmed cases reported in **45** countries,
✓ (**0,6%** of global cases).
- ✓ **78** deaths (CFR **2,47%**), reported in **17** countries
✓ (**0,33%** of global deaths).



Covid-19 Pandemic : Situation Report as of 27 March 2020 in ECOWAS Region.

80 new confirmed cases and **4** deaths in **8** Member States:

1. Burkina Faso: **28** cc & **2** deaths
2. Nigeria : **16** cc
3. Senegal: **14** cc
4. Mali: **7** cc
5. Ghana: **5** cc & **1** death
6. Côte d'Ivoire: **5** cc
7. Guinea: **4** cc
8. Togo : **1** cc & **1** death



Covid-19 Pandemic : Situation Report as of 27 March 2020 in ECOWAS Region.

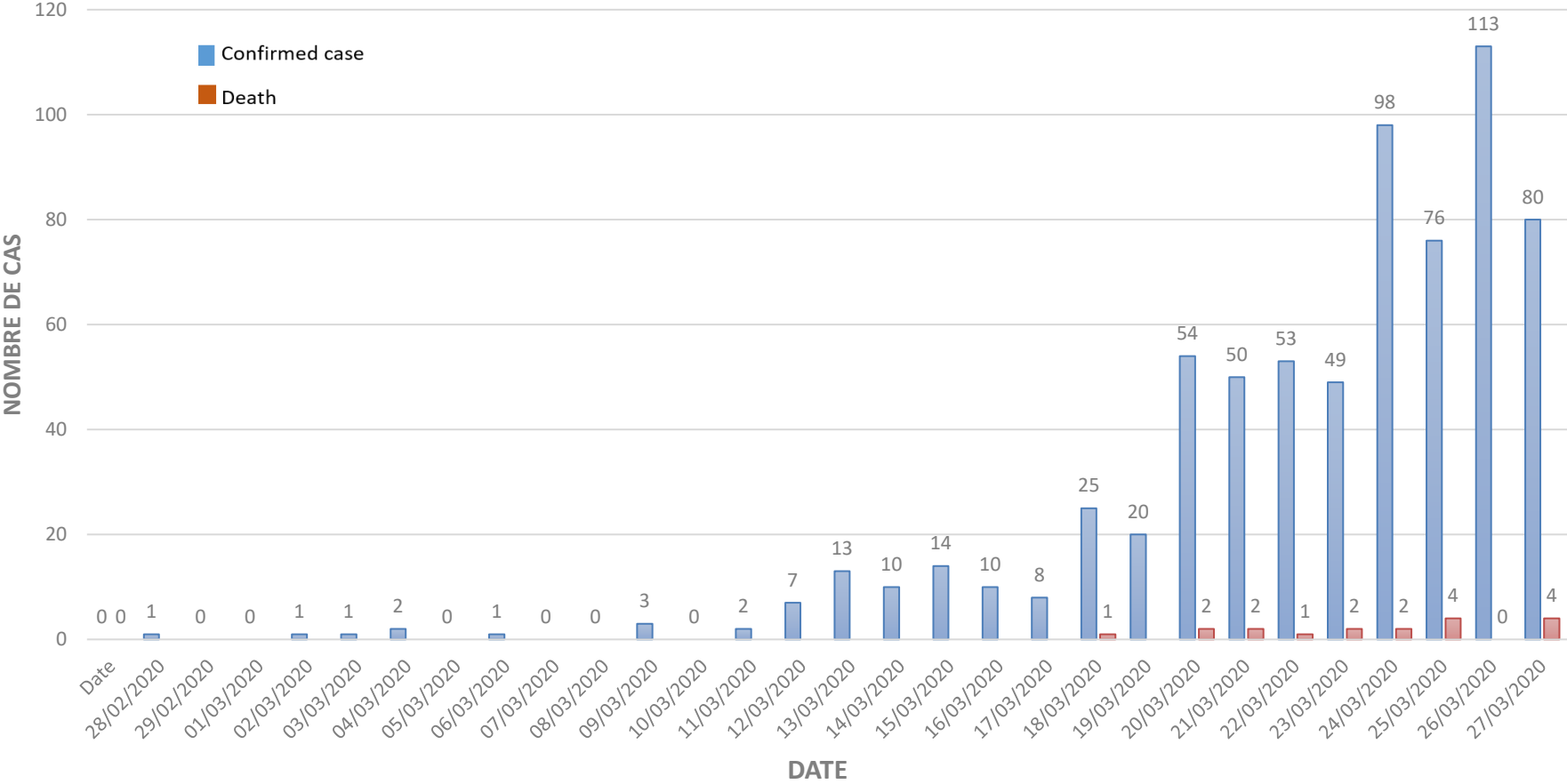
691 new confirmed cases and **18** deaths in 14 Member States:

1. Burkina Faso: **180** cc & **9** deaths
2. Ghana: **137** cc & **4** deaths
3. Senegal: **119** cc
4. Côte d'Ivoire: **101** cc
5. Nigeria **81** cc & **1** death
6. Togo : **25** cc & **1** death
7. Niger : **10** cc & **1** death
8. Mali : **11** cc
9. Guinea : **8** cc
10. Benin : **6** cc (TBD)
11. Cabo Verde: **5** cc & **1** death
12. Liberia: **3** cc
13. Gambia : **3** cc & **1** death
14. Guinea Bissau: **2** cc



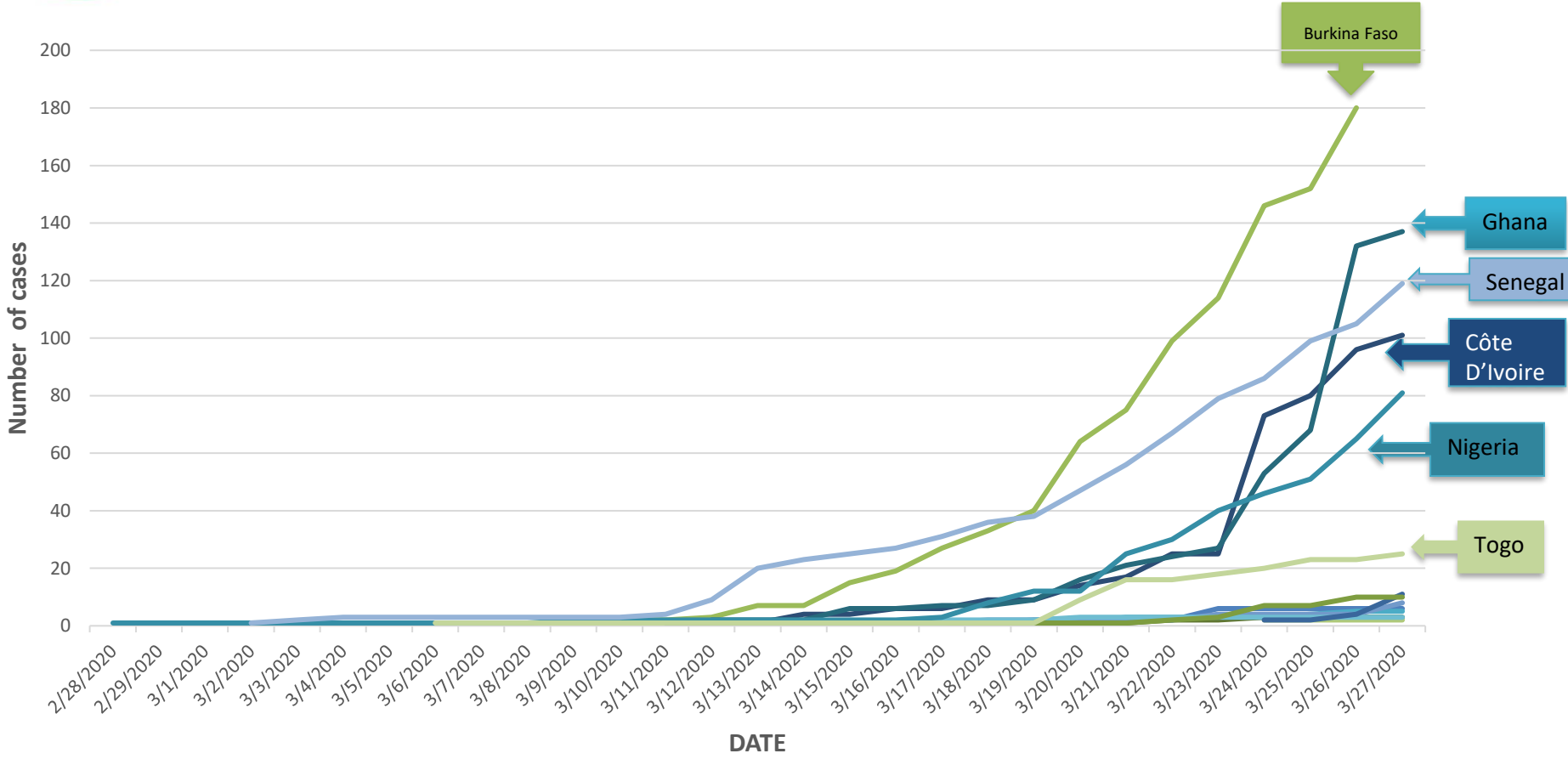
Daily evolution of confirmed cases and deaths of Covid-19 in the ECOWAS region

Daily evolution of confirmed cases and deaths of Covid-19 in the ECOWAS region





Cumulative evolution of the Confirmed Cases of Covid-19 by Countries in ECOWAS region



- Bénin
- Burkina Faso
- Cabo Verde
- Côte d'Ivoire
- Gambie
- Ghana
- Guinée
- Guinée Bissau
- Liberia
- Mali
- Niger
- Nigeria
- Senegal
- Togo



Descriptive analysis of death cases

Countries	Date of Death	Number	Age	Sexe	Comorbidity
Burkina Faso	18/03/2020	Death 1	62	F	Yes
	20/03/2020	Death 2	46	F	Yes
		Death 3	33	M	No
	21/03/2020	Death 4	88	F	Yes
	25/03/2020	Death 5	59	M	Yes
		Death 6	75	F	Yes
		Death 7	50	M	Yes
	27/03/2020	Death 8	80	M	ND
	28/03/2020	Death 9	68	M	ND
Ghana	21/03/2020	Death 10	61	M	Yes
	23/03/2020	Death 11	84	M	Yes
	25/03/2020	Death 12	70	F	Yes
	27/03/2020	Death 13	ND	ND	ND
Gambie	21/03/2020	Death 14	70	M	Yes
Nigeria	23/03/2020	Death 15	67	M	Yes
Niger	24/03/2020	Death 16	63	M	Yes
Cabo verde	24/03/2020	Death 17	62	M	ND
Togo	27/03/2020	Death 18	ND	M	Yes

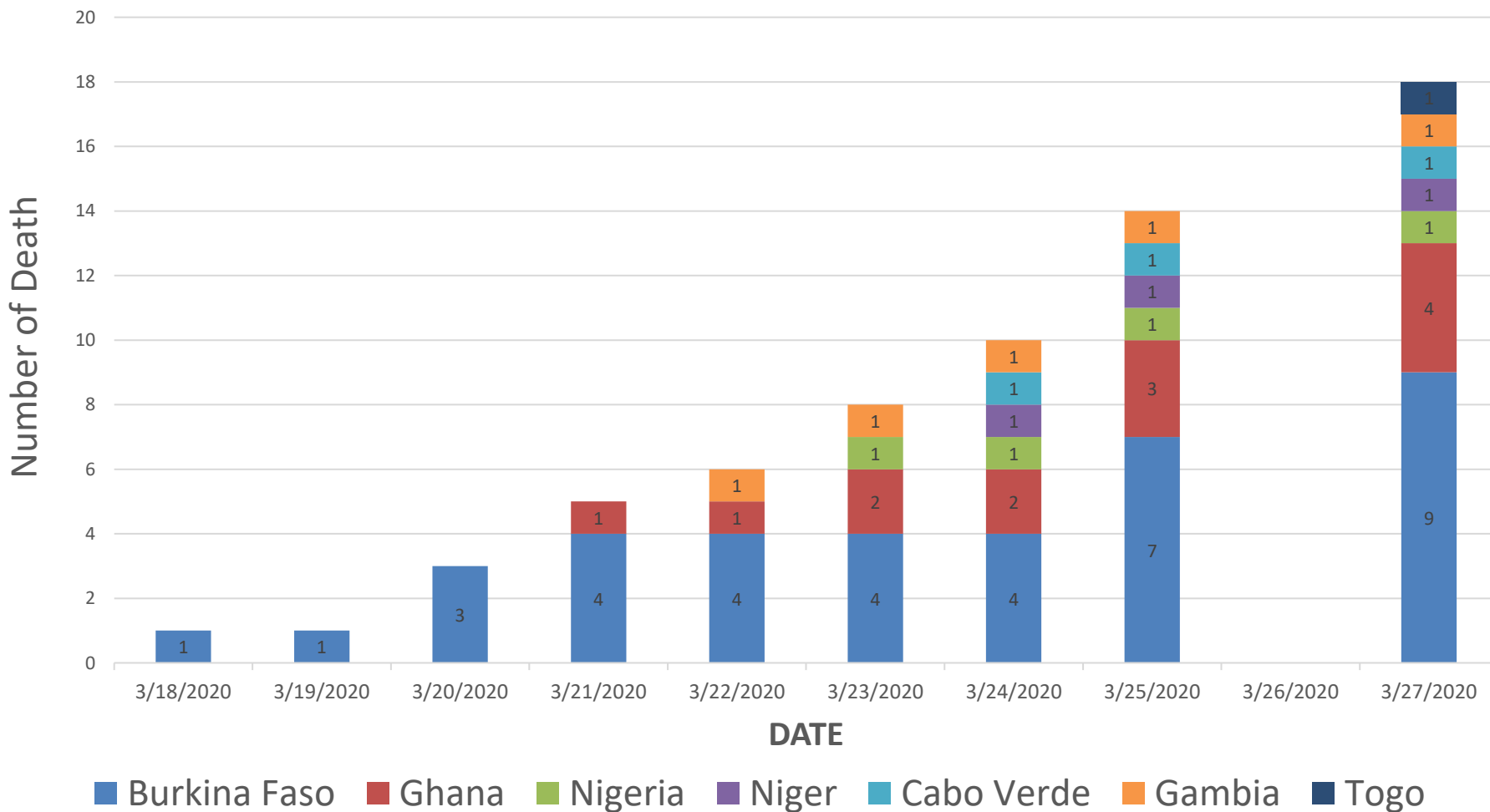
12 Males and
5 females
Sex-Ratio:
2,4

Age Range :
33 – 88
Average age :
57.6

Comorbidity
in 13 of 14
cases
92,8%

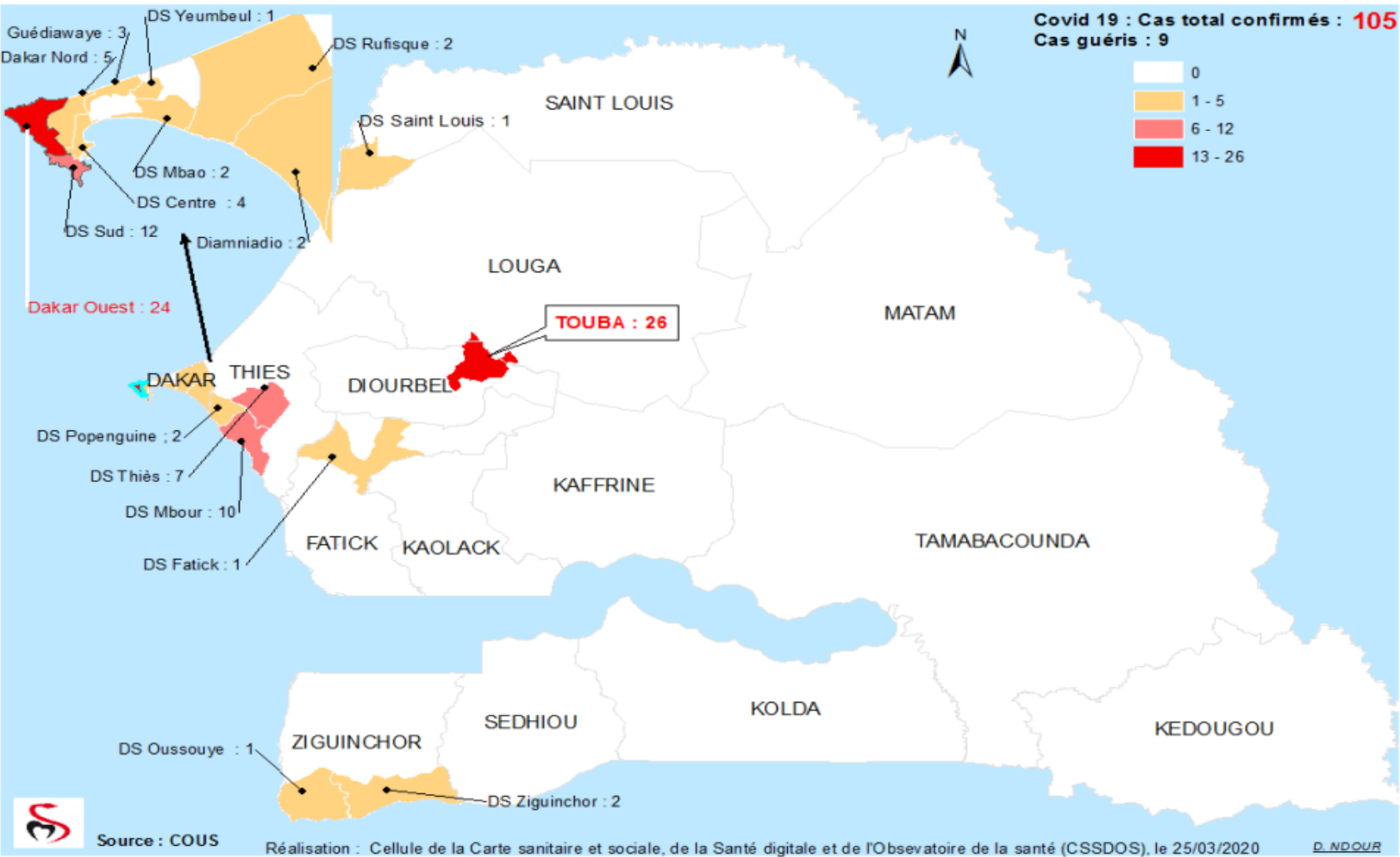


Cumulative evolution of the Deaths by Countries in ECOWAS Member States





GEOGRAPHICAL LOCALISATION





GEOGRAPHICAL LOCALISATION

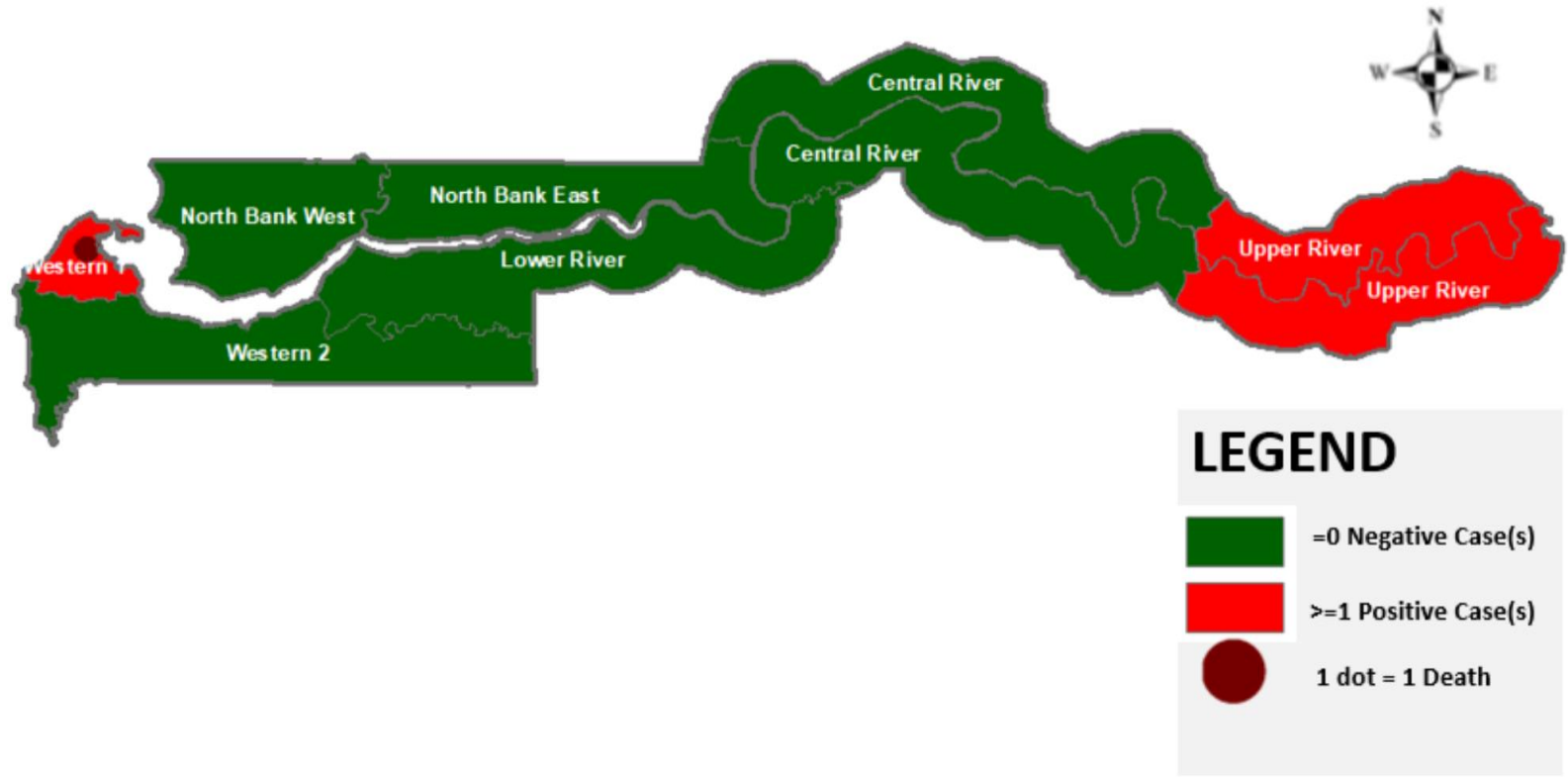


Fig 1: Map of The Gambia showing COVID-19 affected regions



COUNTRY SITREP / INFORMATIONS

✓ Received

- Burkina Faso
- Gambia
- Guinea
- Liberia
- Nigeria (details online)
- Senegal

✓ No Received

- Benin
- Cabo verde
- Côte d'Ivoire
- Guinea Bissau
- Mali
- Niger
- Togo